

# Office of Career Development

## Epidemiology Graduate Employment Report 2017



EMORY

ROLLINS  
SCHOOL OF  
PUBLIC  
HEALTH

Department	Total Graduates	Total Respondents	Response Rate
EPI	136	135	99%

- ✓ The Epidemiology (EPI) Class of 2017, with 136 graduates, includes those who graduated in August 2016, December 2016 and May 2017.
- ✓ The graduation information is collected at graduation and the unemployed receive monthly follow-ups through the first-year post-graduation until employment or continuing education is secured.
- ✓ The information in this report is self-reported survey data provided by the graduate.
- ✓ Data collection for this report was completed in May 2018, at the 12<sup>th</sup> month after the May 2017 graduation.
- ✓ Information collected includes employment sector, salary range, amount of time spent job searching and number of resumes sent.

### Graduate Degree Status

Department	MPH	MSPH	Grand Total
EPI	124	12	136

### Survey Respondents' Post-Graduation Employment Status

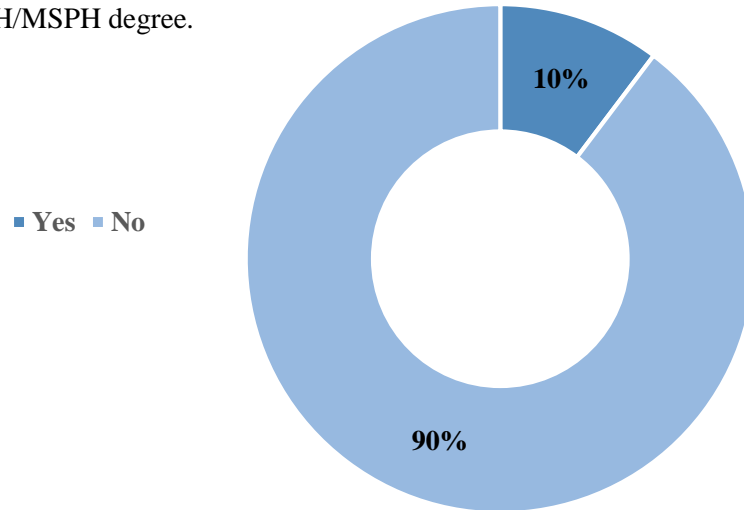
Of the 136 graduates, 135 graduates from the Epidemiology Department provided their post-graduation employment status through the completion of the Graduate Information Survey within the 12-month data collection period.\*

	# of Graduates in Continuing Education	# of Graduates Not Seeking Work/Continuing Education	# of Graduates Seeking Work	# of Graduates Employed Full-time/Part-time	Did Not Respond to Survey (Unknown)	Total Graduates
<b>TOTAL</b>	11	2	12	110	1	<b>136</b>
<b>RATE</b>	8%	1%	9%	81%	1%	<b>100%</b>

\* The data captured in the table above is required by the Council on Education for Public Health (CEPH).

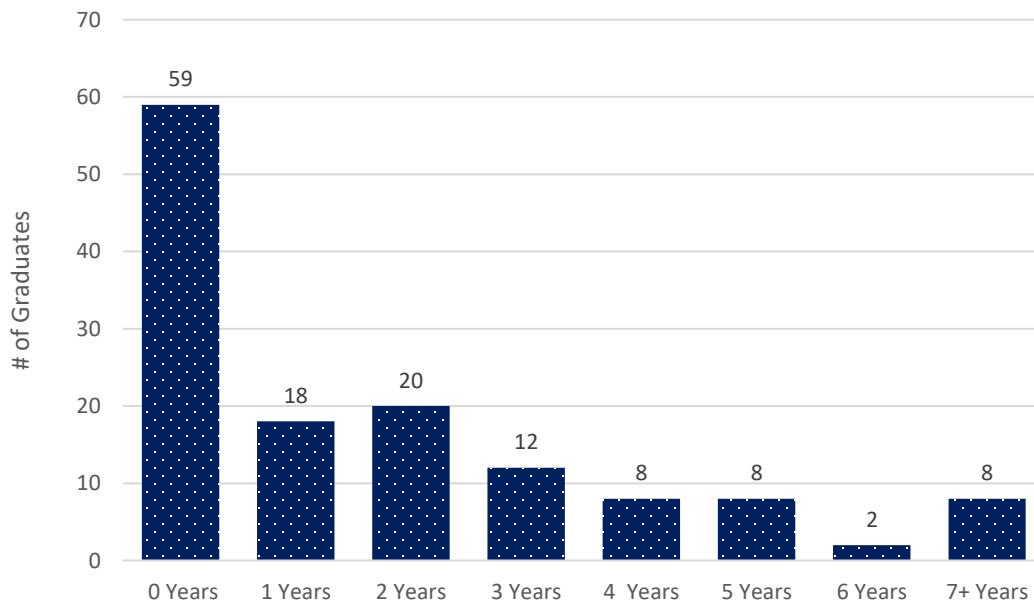
### International Student Status (N = 136)

This chart indicates the percentage of international student graduates from the EPI department with a MPH/MSPH degree.



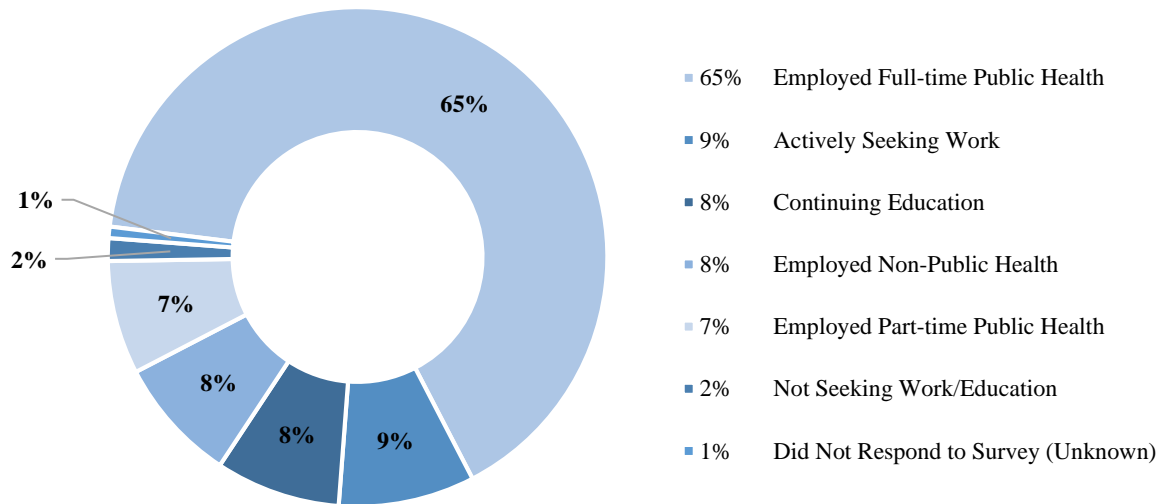
### Years of Prior Work Experience (N = 135)

Upon enrolling in the MPH/MSPH program at the RSPH, 44 % of graduates reported having 0 years of prior work (public health and non-public health) experience.



## Employment Status (N = 136)

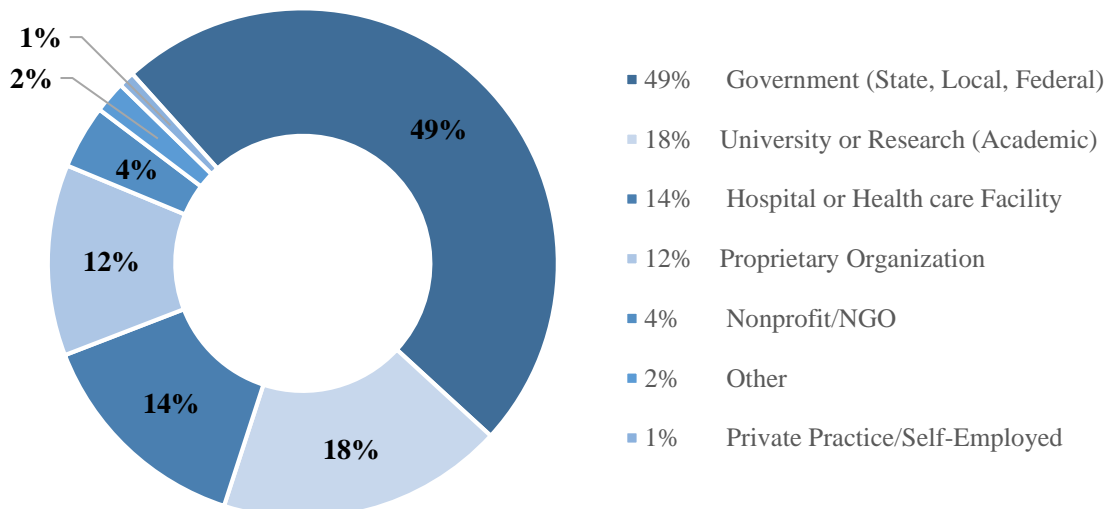
This chart indicates the employment status of the graduates' class of 136 within 12 months post-graduation from the EPI department.



The remainder of this report contains data from graduates reporting securing full-time/part-time employment. There were 110 graduates reporting securing full-time/part-time employment. Information on employer, sector, title, location and annual starting salary range was provided by 98-99 of the 110.

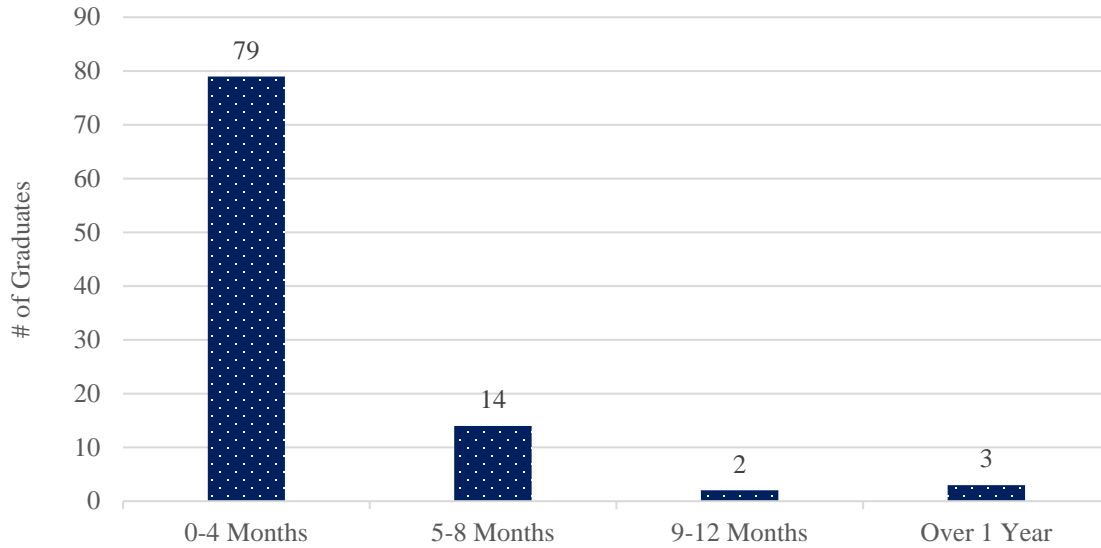
## Employment by Sector (N = 99)

Of the 99 reporting graduates that secured employment within 12-months post-graduation, 49% reported being employed with the government (state, local, federal) agency.



## Job Search Period (N = 98)

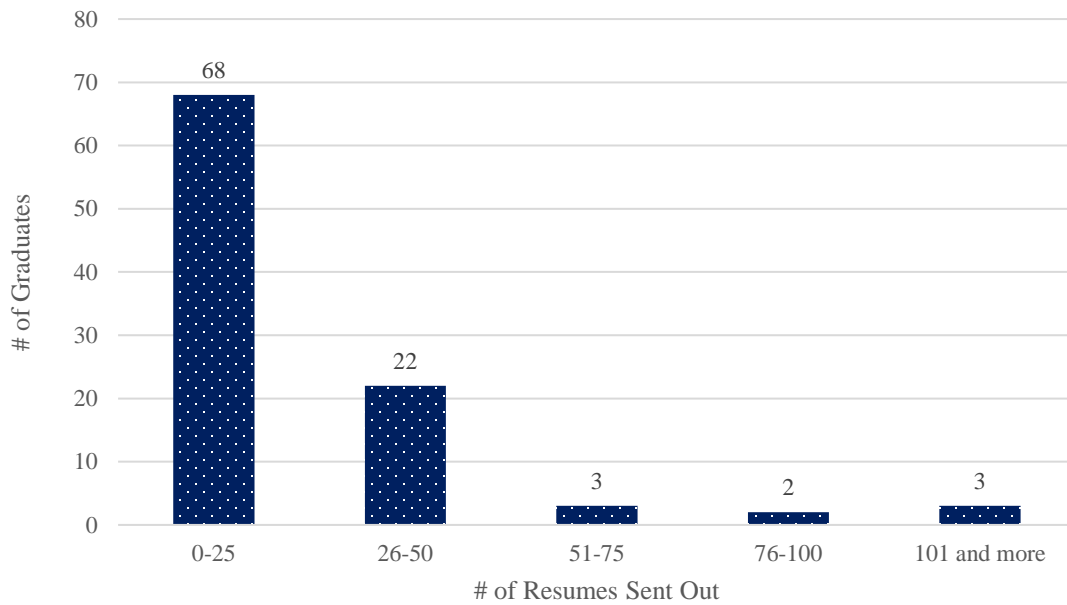
Within the first 4 months of starting the job search, 81% secured employment.\*



\*Many graduates begin seeking employment in the months prior to graduation.

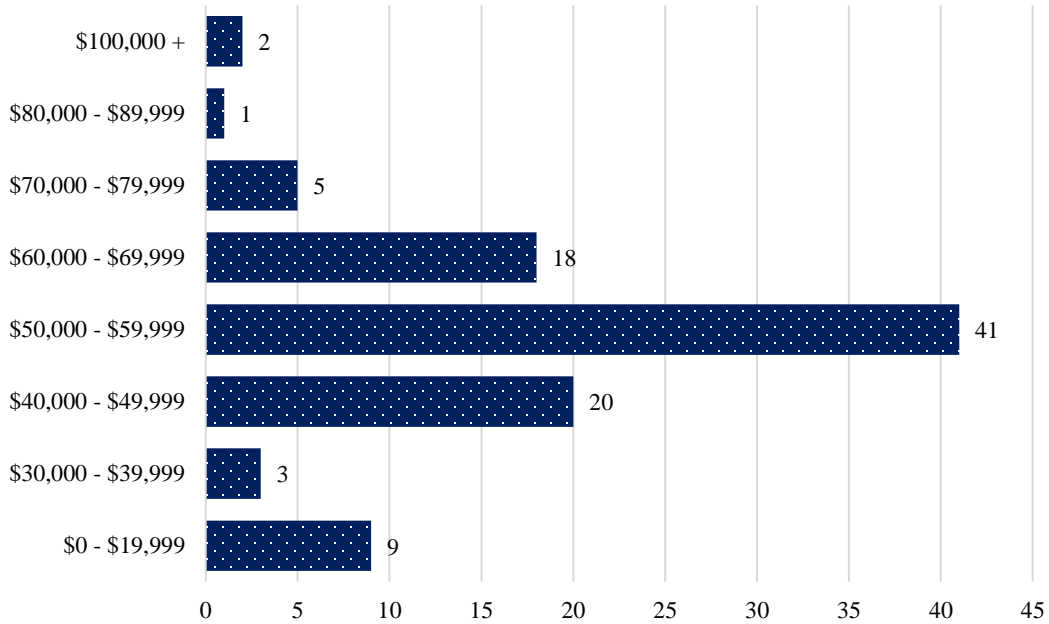
## Number of Resumes Sent Out (N = 98)

During the job search period, 69% of graduates sent out no more than 25 resumes (average job search period is shown in the graph above).



## Salary Range of Employed Graduates (N = 99)

The median starting annual salary range reported by EPI graduates securing full-time/part-time employment is \$50,000 - \$59,999.

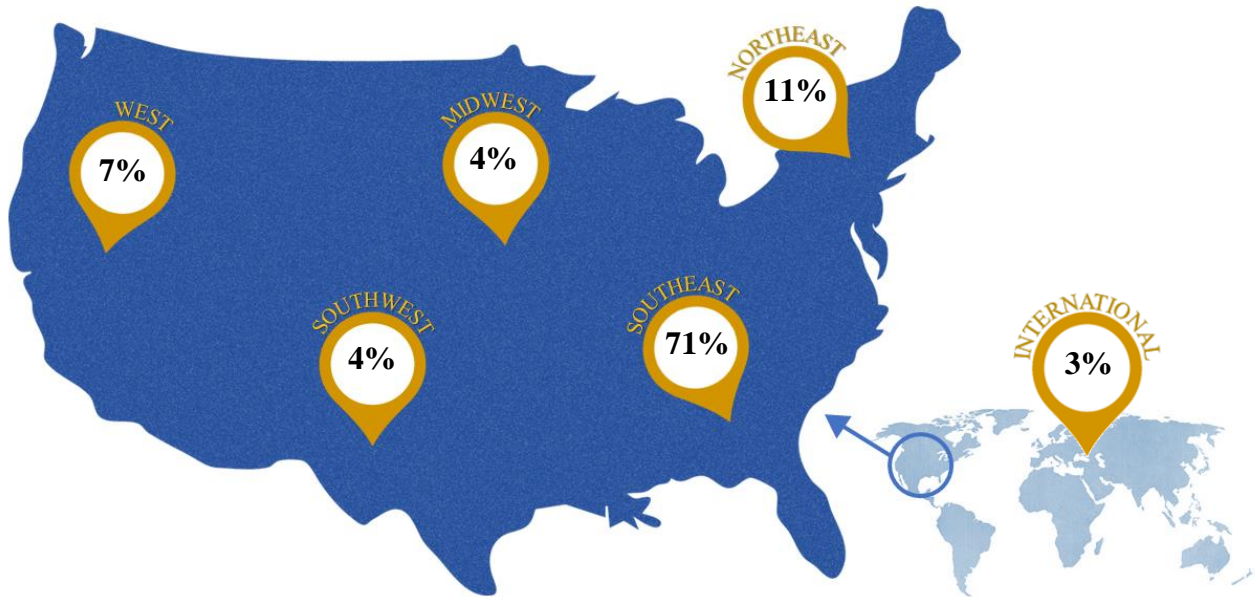


## Median Salary Range by Employment Sector (N = 99)

Employment Sector	% of Employed Graduates	Median Salary Range
University or Research Institute (Academic)	18%	\$40,000 - \$49,999
Government (State, Local, Federal)	48%	\$50,000 - \$59,999
Hospital or Health Care Delivery Facility	14%	\$50,000 - \$59,999
Nonprofit/NGO	4%	\$60,000 - \$69,999
Proprietary Organization	12%	\$60,000 - \$69,999
Private Practice/Self-Employed	1%	\$50,000 - \$59,999
Other	2%	\$60,000 - \$69,999

## Region of Employed Graduates (N = 99)

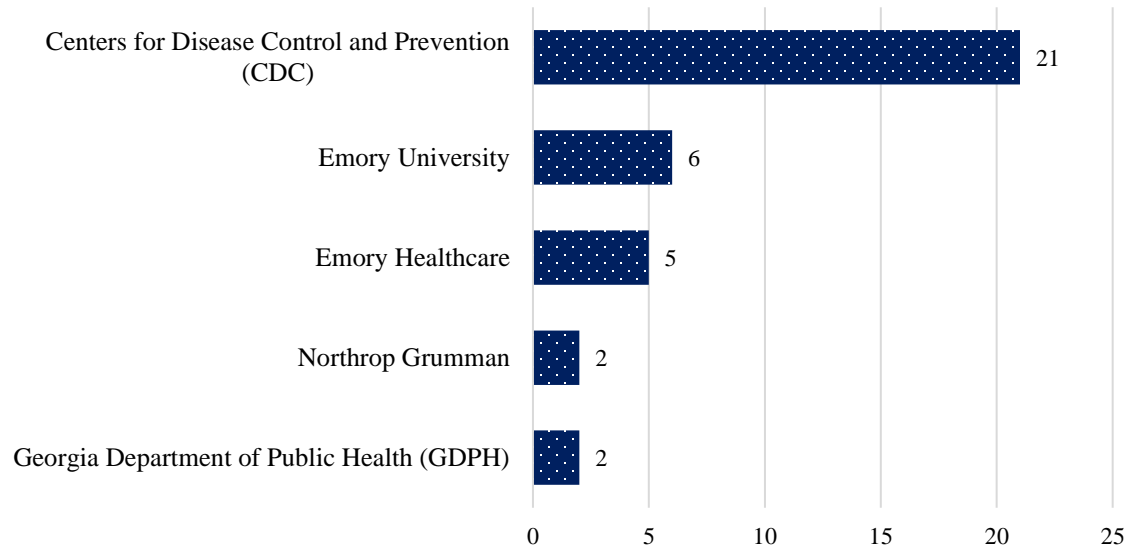
The region in which the 99 graduates reported being employed within 12-months post-graduation, along with percentage of employed graduates in the regions are represented below.



Region	# of Employed Graduates	% of Employed Graduates	Median Salary Range
International	3	3%	\$0 - \$19,999
Midwest	4	4%	\$50,000 - \$59,999
Northeast	11	11%	\$50,000 - \$59,999
Southeast	70	71%	\$50,000 - \$59,999
Southwest	4	4%	\$50,000 - \$59,999
West	7	7%	\$50,000 - \$59,999

## Top 5 Employers (N = 99)

The top 5 employers were identified from the organization names reported by graduates that accepted full-time/part-time employment within 12-months post-graduation.\*



\*Some graduates that identified CDC as their employer may also be ORISE fellows and vice versa



### 2017 Graduate Employers and Job Titles (N = 99)

The organization name and job title for the 99 graduates that reported this information appears in the table below.

ORGANIZATION NAME	JOB TITLE
American Cancer Society	Epidemiologist
America's Essential Hospitals	Senior Research Assistant
Atlanta VAMC	Fellow
Boston Medical Center	Research Associate
Brigham and Women's Hospital	Research Assistant II
Cal-EIS	Cal-EIS Fellow
Carter Consulting Inc.	Data Entry Intern
Center for Global Safe WASH	Public Health Program Associate
Centers for AIDS Research (CFAR)	Graduate Research Assistant
Centers for Disease Control and Prevention (CDC)*	Candidemia Surveillance Coordinator
	Data Management and Analysis Fellowship
	Epidemiologist
	Field Epidemiologist
	Health Systems Specialist
	Infection Preventionist
	ORISE Fellow (7)
	ORISE Fellow - Influenza Division
	Physical Activity and Health ORISE Fellow
	Public Health Fellow
	Research Fellow
	Summer Research Assistant
	Surveillance Epidemiologist
	Surveillance Epidemiology
Surveillance Team Epidemiologist	
Cherokee Nation Assurance	Public Health Advisor/Analyst
Children's Healthcare of Atlanta (CHOA)	Clinical Research Coordinator
	Pharmacy Technician
Council of State and Territorial Epidemiologists (CSTE)	Applied Epi Fellow
	Fellow
Deloitte	Consultant
Detroit Health Department	Epidemiologist
Duke University	Biostatistician
Early Intervention Program - Georgia Department of Education	Surveillance Officer

ORGANIZATION NAME	JOB TITLE
Emory Healthcare	Data Analyst (2)
	Management Development Program Participant
	Medical Doctor
	Resident
Emory University	Clinical Research Coordinator
	Clinical Research Coordinator II
	Public Health Associate/Lab Manager
	Public Health Program Associate (2)
	Resident Physician
Florida Department of Health	Antibiotic Resistance Coordinator
George Washington University Hospital	Nurse Practitioner
Georgia Department of Public Health (GDPH)	CSTE Fellow
	Epidemiologist
Georgia Emerging Infections Program	Surveillance Officer (2)
Georgia Tech Research Corporation	Not reported
ICF	Data Analyst/Public Health Associate
	Scientific Data Analyst
IHRC, Inc.	Public Health Analyst
IQVIA	Research Associate I
Johns Hopkins Hospital	Research Assistant
Kaiser Permanente	Analyst
KDH Research and Communication	Research Assistant
Los Alamos National Laboratory	Post Graduate Researcher
Mallinckrodt Pharmaceuticals	HEOR Field Liaison
Mariner Health Care, Inc.	Paralegal Assistant
Massachusetts Department of Public Health	Epidemiologist I
Mathematica Policy Research	Health Research Analyst
Methodist Health System	Data Analyst (CAHPS Data)
Michigan Medicine, Department of Anesthesiology	Clinical Research Coordinator Healthcare
Montana Department of Public Health and Human Services	Epidemiologist
National Cancer Institute	Program Analyst
Northrop Grumman	Grant Analyst
	Health Scientist
NYC Department of Health and Mental Hygiene	City Research Scientist I
ORISE Fellowship*	ORISE Fellow
P3S Corporation	Jr Program Analyst
Palm Beach County Health Department	Biological Scientist IV

ORGANIZATION NAME	JOB TITLE
Peace Corps	Community Health in Practice Volunteer
	Volunteer
Penn State Cancer Institute	Research Data Analyst
Pfizer	Clinical Programmer
PRISM Health, Emory University	Data Analyst
Rocky Mountain Tribal Leaders Council	Staff Epidemiologist
Rwanda Zambia HIV Research Group, Emory University	Data Intern
SPH Analytics	Data Analyst
Stark County Health Department	Communicable Disease Epidemiologist
Statistics Collaborative, Inc.	Biostatistician I
Texas Department of State Health Services	Research Specialist V
The Advisory Board Company	Strategic Health Care Researcher
The Carter Center	Technical Advisor
The Task Force for Global Health	Project Manager
University of California, San Francisco	Research Data Analyst
University of Illinois at Chicago	Data Manager
University of South Florida	Clinical Research Associate
US Army Public Health Center	Program Evaluator
Winship Cancer Institute of Emory University	Clinical Research Coordinator
Woodruff Needlestick Prevention Center	Administrative Coordinator

\*Some of the fellows may be on-site at CDC, but the information was not self-reported by the graduate.

## Location of Employed Graduates (N = 99)

Aberdeen, MD	China	Oakland, CA
Ann Arbor, MI	Dallas, TX	Peru
Atlanta, GA*	Decatur, GA*	Raleigh, NC
Austin, TX	Detroit, MI	Rockville, MD
Baltimore, MD	Duluth, GA	Sacramento, CA
Billings, MT	Durham, NC	San Francisco, CA
Boston, MA*	Fort Collins, CO	Tallahassee, FL
California	Helena, MT	Tampa, FL
Cambridge, MA	Hershey, PA	Texas
Canton, OH	Los Alamos, NM	Washington, DC*
Chamblee, GA*	New York, NY	West Palm Beach, FL
Chicago, IL	New Jersey	Zambia

\*Location reported by more than 1 graduate