

OFFICE OF CAREER DEVELOPMENT
ENVIRONMENTAL HEALTH GRADUATE REPORT
2016



EMORY

ROLLINS
SCHOOL OF
PUBLIC
HEALTH



Environmental Health Graduate Report

Class of 2016

- ✓ The Environmental Health (EH) Class of 2016, with 48 graduates, includes those who graduated in August 2015, December 2015 and May 2016.
- ✓ The graduation information is collected at graduation and the unemployed receive follow-ups at 3, 6 and 11 months post-graduation until employment or continuing education is secured.
- ✓ The information in this report is self-reported survey data provided by the graduate.
- ✓ Data collection for this report was completed in April 2017, at the 11th month after the May 2016 graduation.
- ✓ Information collected includes employment sector, salary range, amount of time spent job searching and number of resumes sent.



Department	Total Graduates	Total Respondents	Response Rate
EH	48	48	100%



Graduate Degree Status

Department	MPH	MSPH	Grand Total
EH	43	5	48

Survey Respondents' Post-Graduation Employment Status

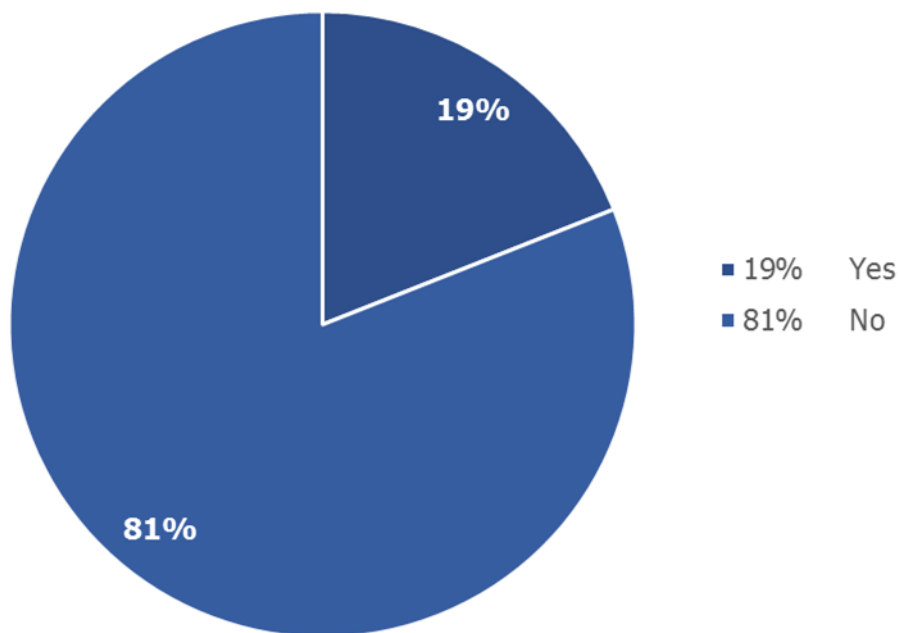
All 48 graduates of the Environmental Health Department provided their post-graduation employment status through the completion of the Graduate Information Survey within the 11-month data collection period.*

Department	# of Graduates in Continuing Education	# of Graduates Not Seeking Work/ Continuing Education	# of Graduates Seeking Work	# of Graduates Employed Full-time/ Part-time	Did Not Respond to Survey (Unknown)	Total Graduates
Total	5	0	3	40	0	48
Rate	10%	0%	6%	83%	0%	100%

*The data captured in the table above is required by the Council on Education for Public Health (CEPH).

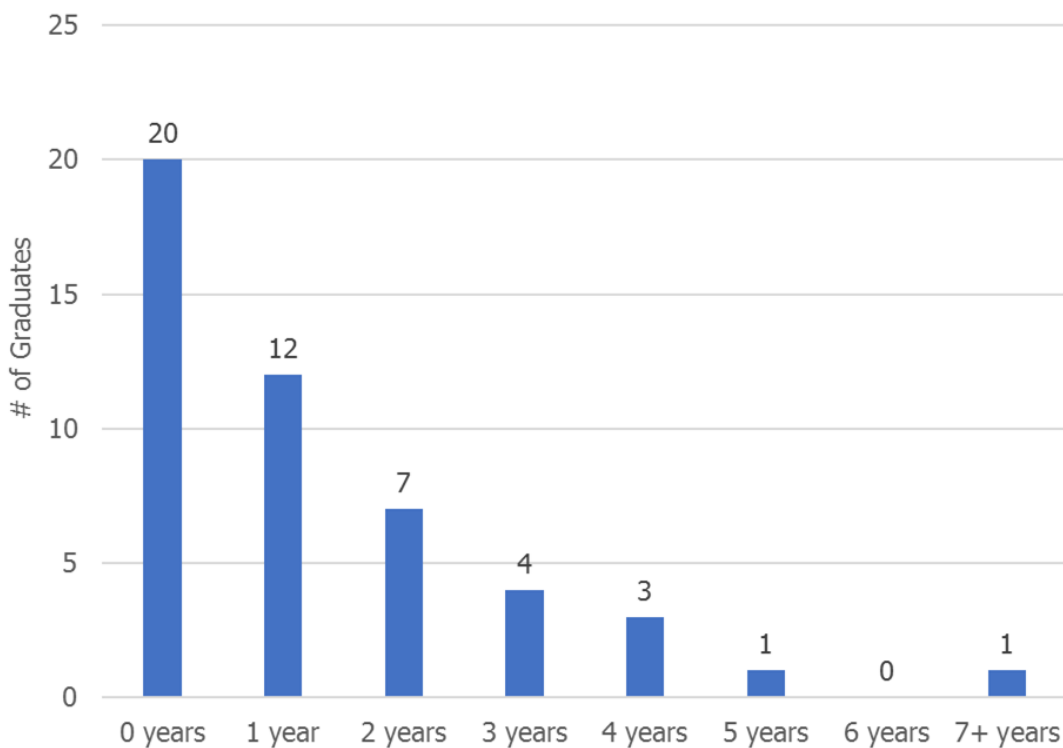
International Student Status (N = 48)

This chart indicates the percentage of international student graduates from the EH department with a MPH/MSPH degree.



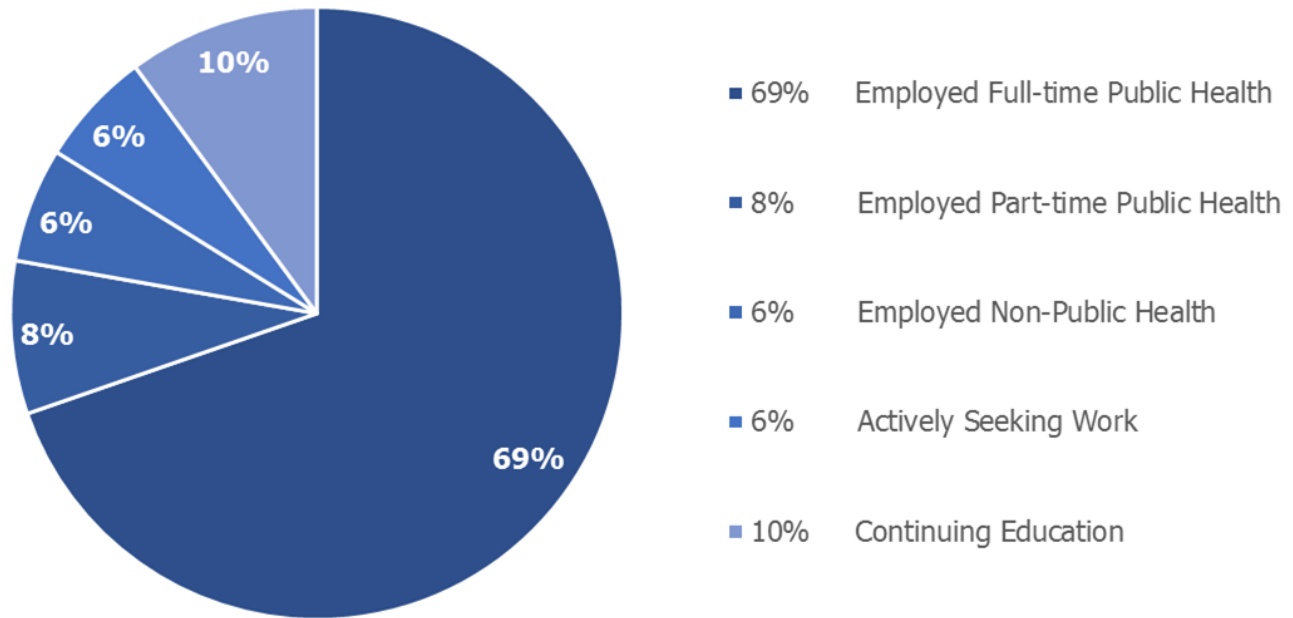
Years of Prior Work Experience (N = 48)

Upon enrolling in the MPH/MSPH program at the RSPH, 42% of EH graduates reported having 0 years of prior work (public health and non-public health) experience.



Employment Status (N = 48)

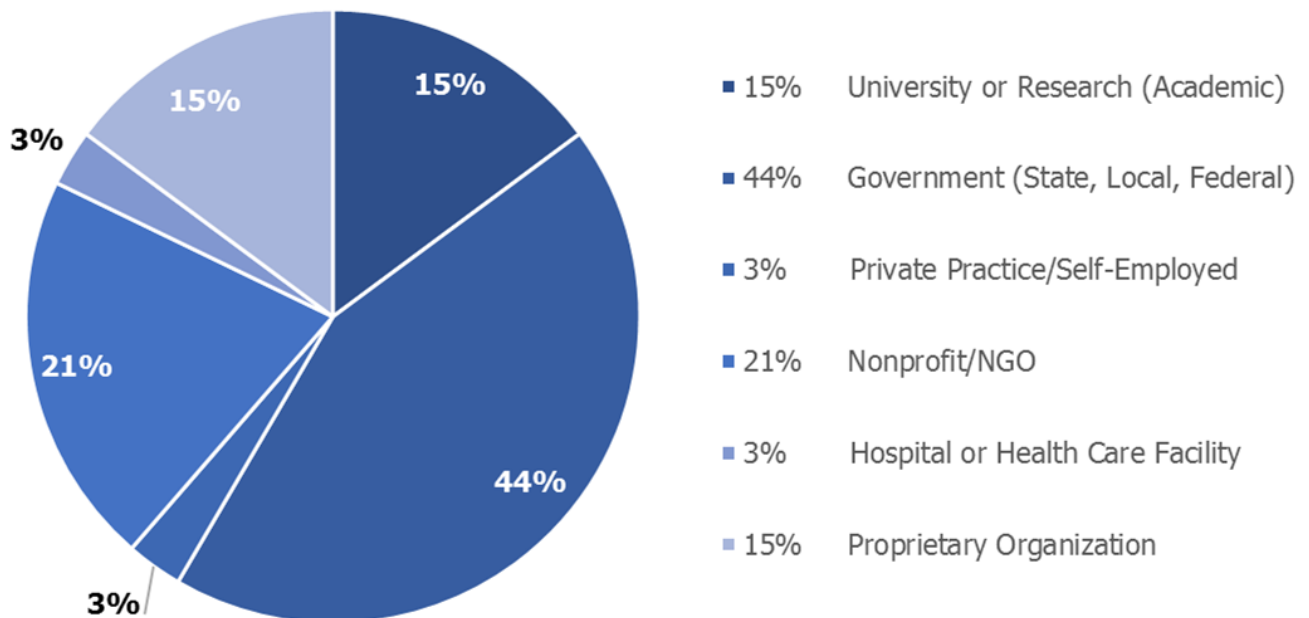
This chart indicates the employment status of the graduated class of 48 within 11-months post-graduation from the EH department.



The remainder of this report contains data from graduates reporting securing full-time/part-time employment. There were 40 graduates in the EH department reporting securing full-time/part-time employment. Information on employer, sector, title, location and annual starting salary range was provided by 38-39 of the 40.

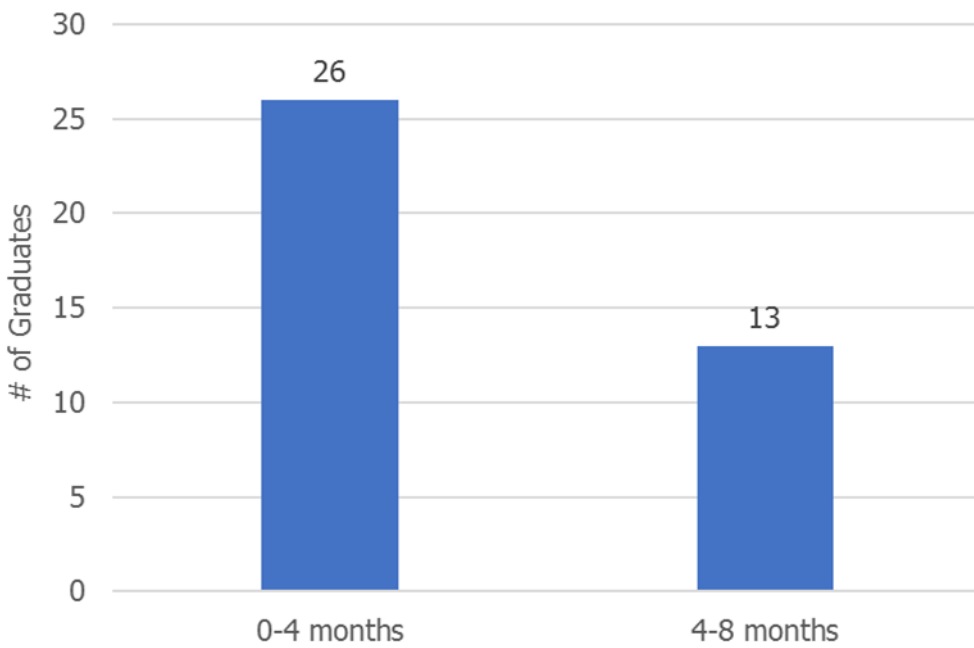
Employment by Sector (N = 39)

Of the 39 reporting graduates that secured employment within 11-months post-graduation, 44% reported being employed with the government (state, local, federal) agency.



Job Search Period (N = 39)

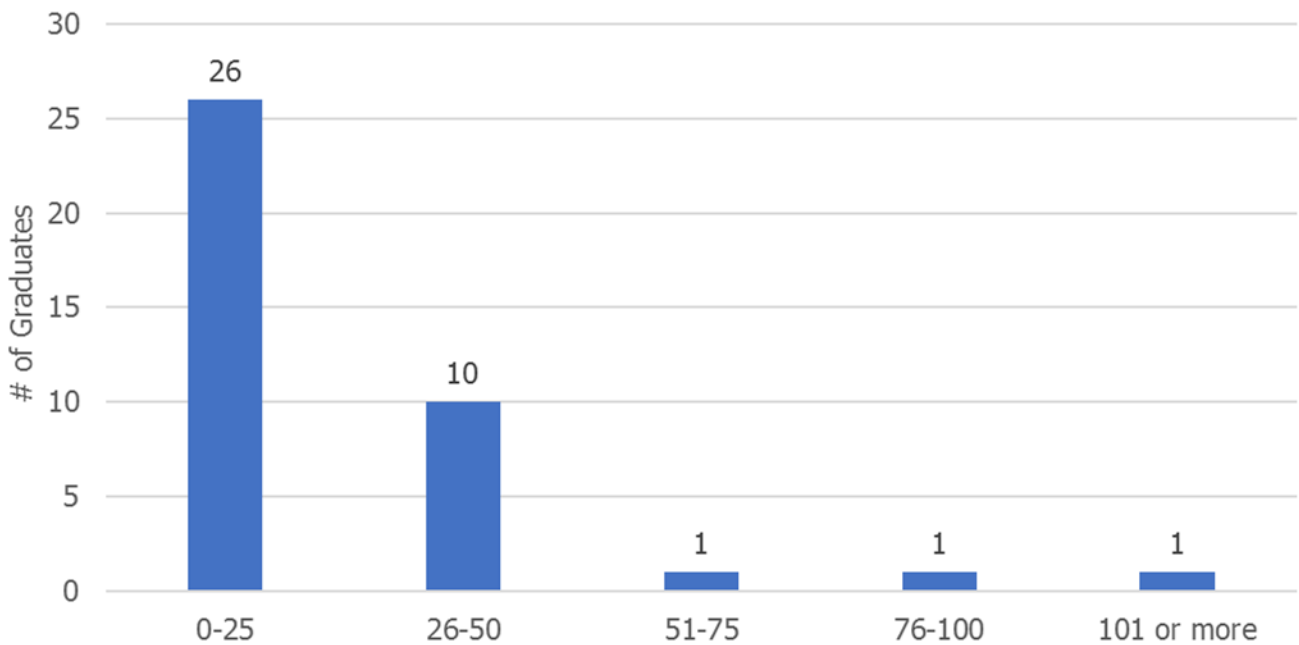
Within the first 4 months of starting the job search, 67% secured employment.*



*Many graduates begin seeking employment in the months prior to graduation.

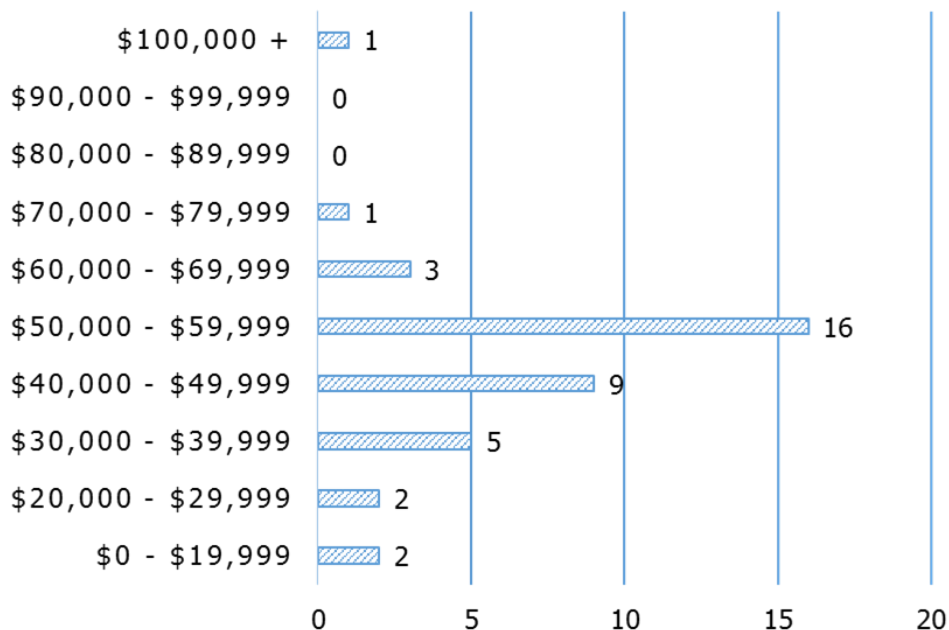
Number of Resumes Sent Out (N = 39)

During the job search period, 67% of graduates sent out no more than 25 resumes (average job search period is shown in the graph above).



Salary Range of Employed Graduates (N = 39)

The median starting annual salary range reported by EH graduates securing full-time/part-time employment is \$50,000—\$59,999.



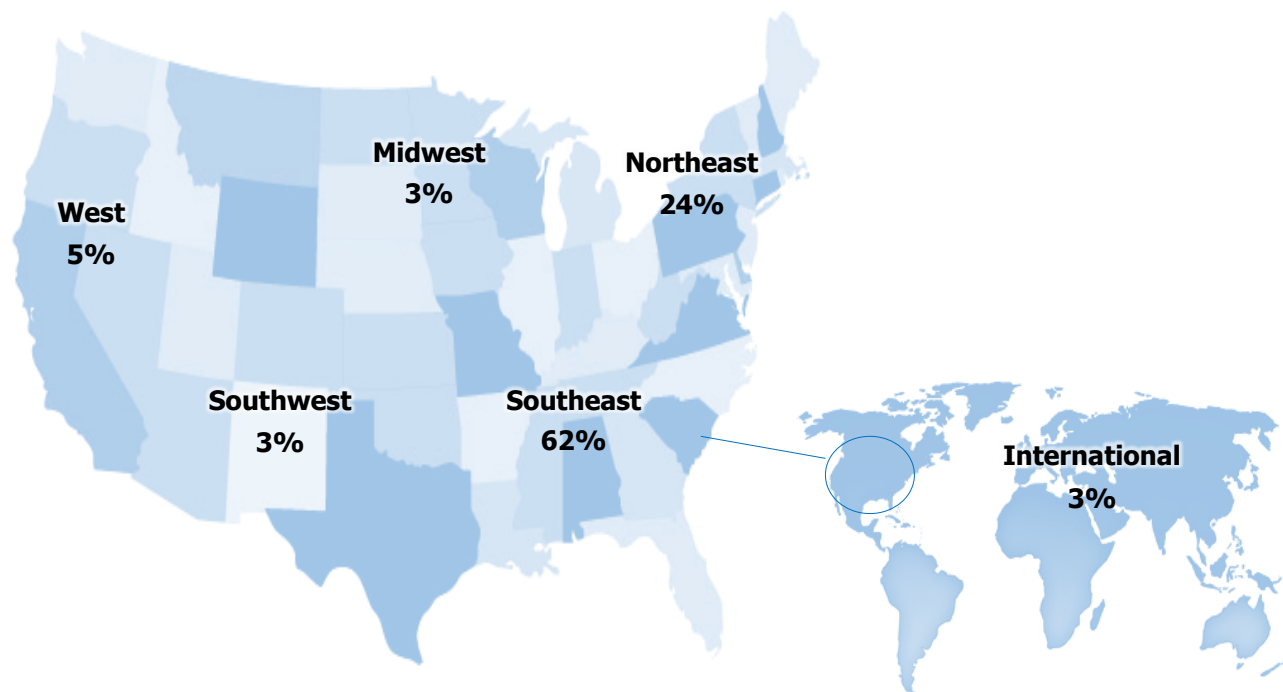
Median Salary Range by Employment Sector (N = 39)

Employment Sector	% of Employed Graduates	Median Salary Range
University or Research Institute (Academic)	15%	\$30,000—\$39,999
Government (State, Local, Federal)	44%	\$40,000—\$49,999
Hospital or Health Care Delivery Facility	3%	Not available*
Nonprofit/NGO	21%	\$40,000—\$49,999
Proprietary Organization	15%	\$50,000—\$59,999
Private Practice/Self-Employed	3%	Not available*

*There were not enough respondents to determine a median without compromising confidentiality.

Region of Employed Graduates (N = 39)

The region where the 39 graduates reported being employed in within 11-months post-graduation, along with percentage of employed graduates in the regions are represented below.



Region	# of Employed Graduates	% of Employed Graduates	Median Salary Range
International	1	3%	Not Available*
Midwest	1	3%	Not Available*
Northeast	9	24%	\$50,000—\$59,999
Southeast	23	62%	\$50,000—\$59,999
Southwest	1	3%	Not Available*
West	2	5%	\$60,000—\$69,999

*There were not enough respondents to determine a median without compromising confidentiality.

2016 Graduate Employers and Job Titles (N = 39)

The organization name and job title for the 39 graduates that reported this information appears in the table below.

ORGANIZATION NAME	JOB TITLE
Amazon	Safety Specialist
American Lung Association	Manager, Lung Health
Association of Schools and Programs of Public Health (ASPPH) Fellowship	EPA Fellow
	Global Epidemiology - Global Disease Detection
	Philanthropy Fellow
Booz Allen Hamilton	Scientific Data Analyst
Boston Medical Center	Data Outcome Coordinator
Captain Planet Foundation	Project Learning Garden Program Coordinator
Catalyst Miami	Climate Resilience Program Manager
Catholic Relief Services	IDFP Fellow
	ORISE Fellow (2)
	Associate Service Fellow
	Environmental Microbiologist
	Research Assistant
Centers for Disease Control and Prevention (CDC)	Genomic Epidemiologist
	Geospatial Statistician
	Lab Coordinator
Centers for Disease Control and Prevention, GRASP	Environmental Health Scientist
DeKalb County Superior Court	Research Consultant
Eastern Research Group	Laboratory Manager
Emory University	Research Specialist
	Research Administrative Coordinator
Emory University, Global Center for Safe Wash	Surveillance Officer
Emory University, School of Medicine	GIS Analyst
Georgia Emerging Infections Program	Epidemiological Analysis
GRASP	Nurse Practitioner
Kelly Services	Data Analyst
Legacy GoHealth	ORISE Fellow
National Institute of Occupational Safety and Health	Research Program Participant
	Agroforestry Specialist
Oak Ridge Institute for Science and Education (ORISE) Fellowship	Associate Specialist in Thought Leadership
Peace Corps	Health Sciences Associate
Premier Inc.	Dispatcher
Ramboll Environ, Inc.	Associate (2)
South Central Area Transit Service	Life Scientist - General Inspector
Triage Consulting	PhD Candidate
U.S. Environmental Protection Agency (EPA)	Junior Biostatistician
Weill Cornell	
Yale University	

Location of Employed Graduates (N = 38)

Atlanta, GA*	Morgantown, WV
Bethesda, MD	New Haven, CT
Boston, MA	New York, NY
Charlotte, NC	Portland, OR
Chicago, IL	Rockville, MD
Columbia, TN	Senegal
Decatur, GA	Washington, DC*
Denver, CO	
Emeryville, CA	
Ghana	
Manhattan, NY	
Miami, FL	

*Location reported by more than 1 graduate .