

OFFICE OF CAREER DEVELOPMENT
HEALTH POLICY & MANAGEMENT GRADUATE
REPORT 2014-2015



EMORY

ROLLINS
SCHOOL OF
PUBLIC
HEALTH



Health Policy & Management Graduate Report

Class of 2014-2015

- ✓ The Health Policy & Management (HPM) Class of 2014-2015, with 103 graduates, includes those who graduated in August 2014, December 2014 and May 2015.
- ✓ The graduation information is collected at graduation and the unemployed are followed-up at 3, 6 and 11 months post-graduation until employment is secured.
- ✓ The information in this report is self-reported survey data provided by the graduate.
- ✓ Data collection for this report was completed in April 2016, at the 11th month after the May 2015 graduation.
- ✓ Information collected includes salary range, amount of time spent job searching and number of resumes sent.



Department	Total Graduates	Total Respondents	Response Rate
HPM	103	95	92%



Graduate Degree Status

Department	MPH	MSPH	Grand Total
HPM	95	8	103

Survey Respondents' Post-Graduation Employment Status

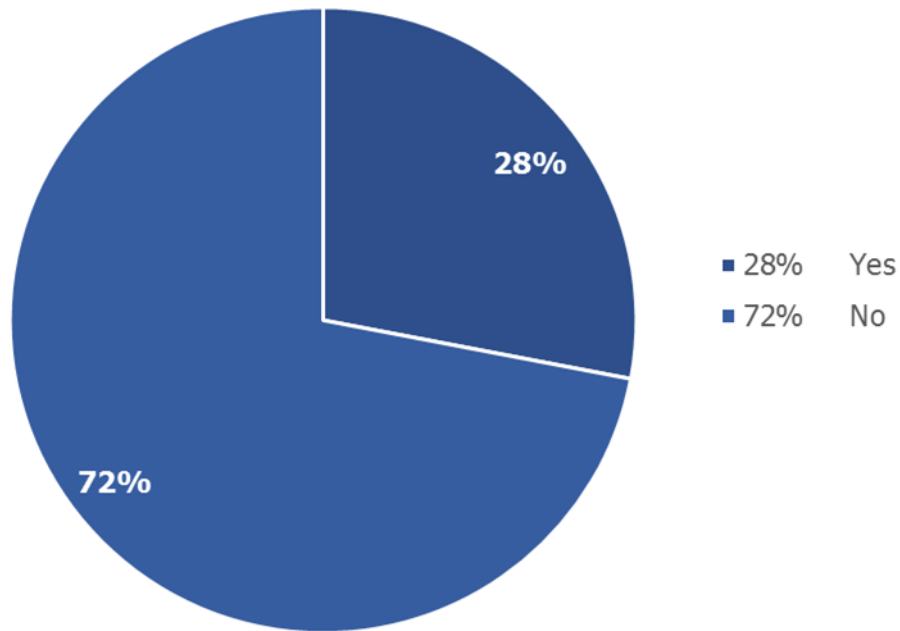
Of the 103 graduates from the Health Policy and Management Department, 95 provided their post-graduation employment status through the completion of the Graduate Information Survey over the 11-month data collection period .*

Department	# of Graduates in Continuing Education	# of Graduates Not Seeking Work/ Continuing Education	# of Graduates Seeking Work	# of Graduates Employed Full-time/ Part-time	Did Not Respond to Survey (Unknown)	Total Graduates
Total	4	1	13	77	8	103
Rate	4%	1%	13%	75%	8%	100%

*The data captured in the table above is required by the Council on Education for Public Health (CEPH).

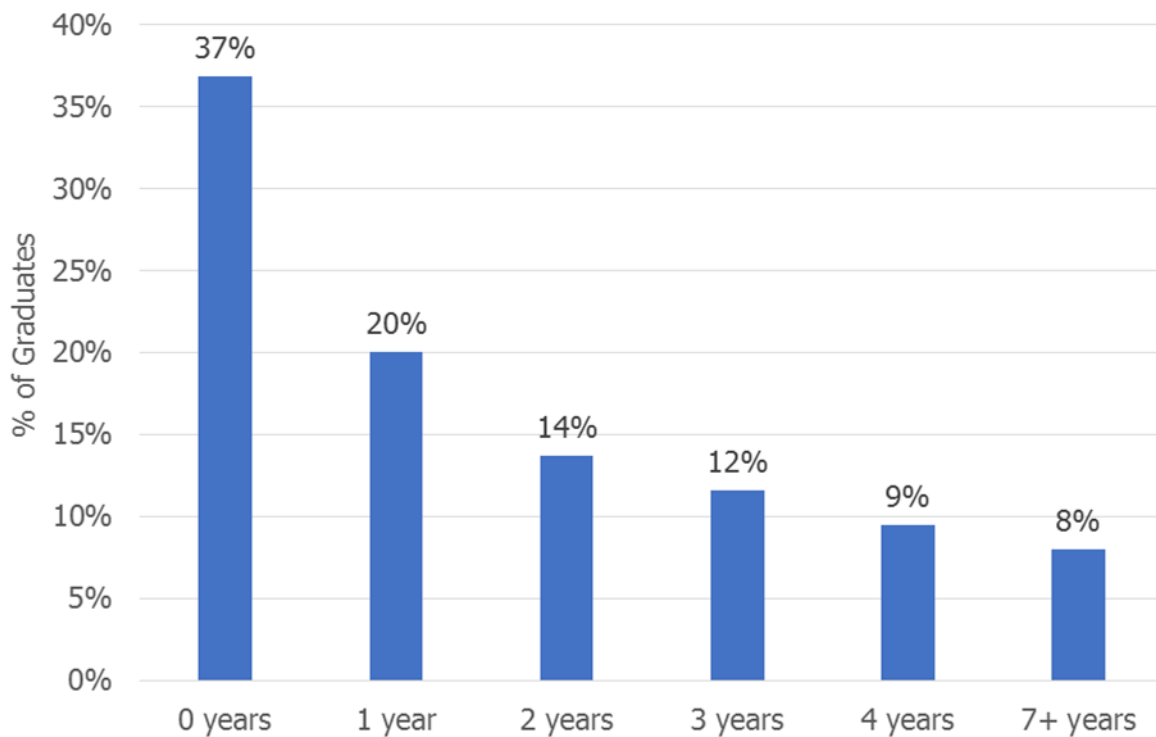
International Student Status (N = 103)

This chart indicates the percentage of international student graduates from the HPM department with a MPH/MSPH degree.



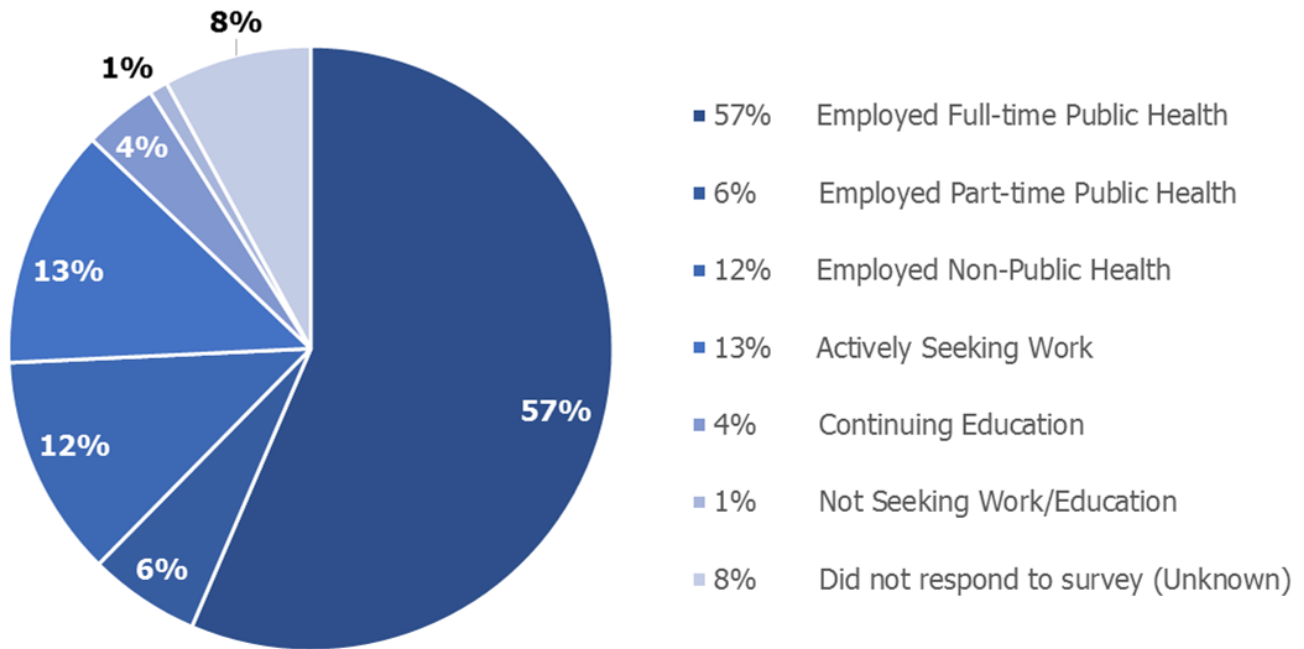
Years of Prior Work Experience (N = 95)

Of the 95 graduates that responded to the survey, 35 (37%) reported having 0 years of prior work (public health and non-public health) experience upon enrolling in the MPH/MSPH program.



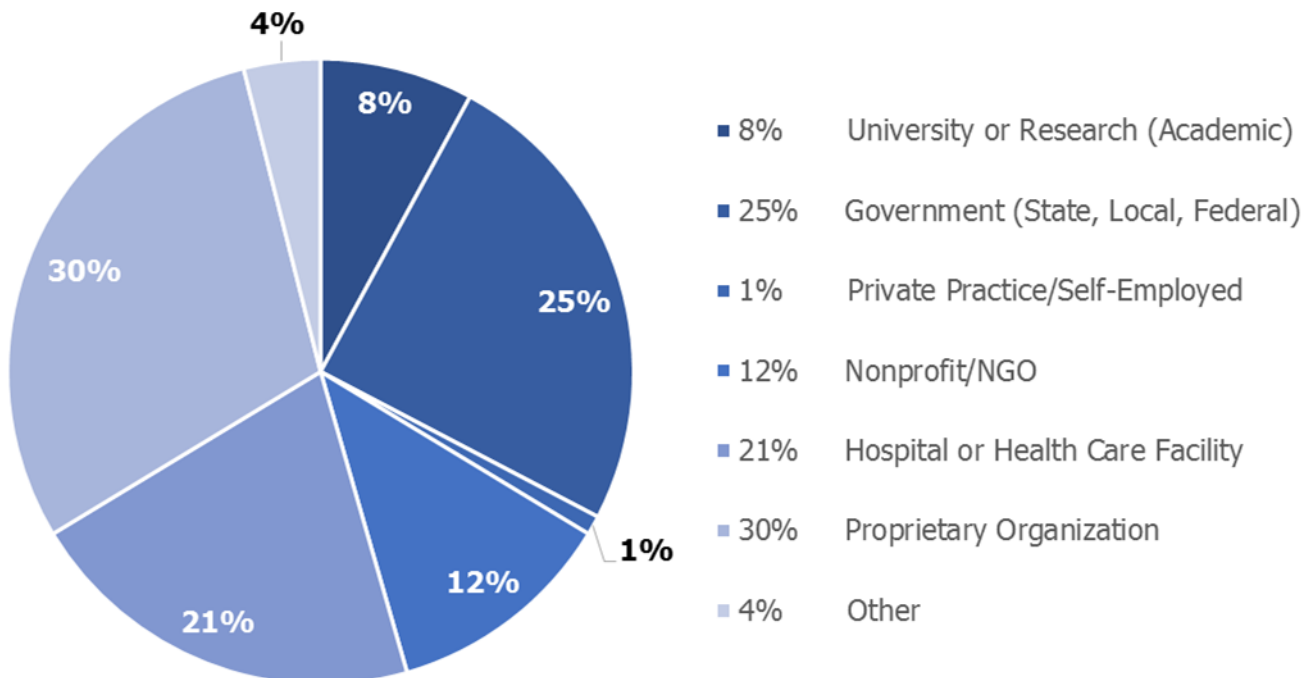
Employment Status (N = 103)

This chart indicates the employment status of the graduated class of 103 within 11-months post-graduation from the HPM department.



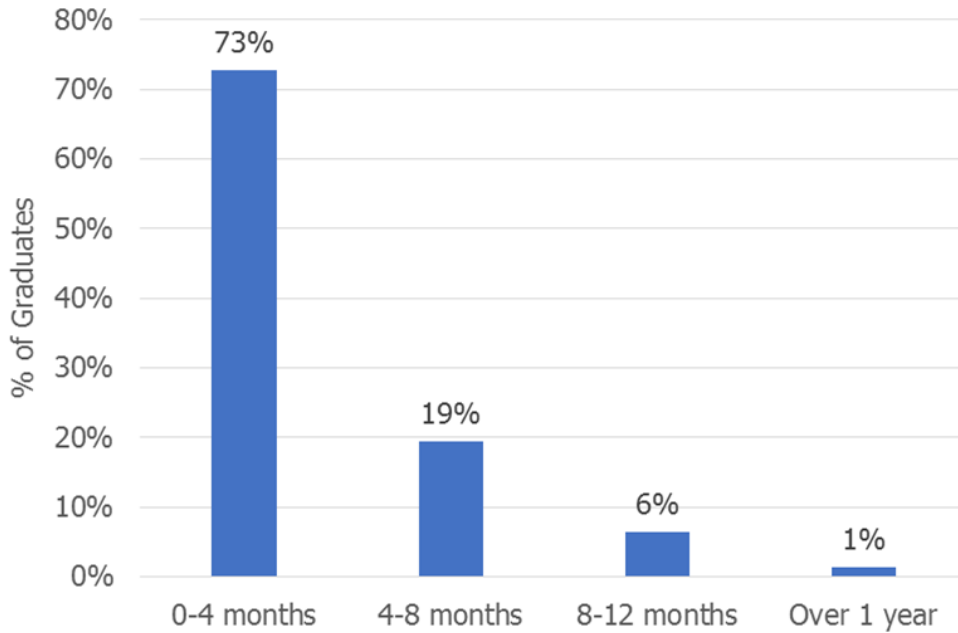
Employment by Sector (N = 77)

Of the 77 graduates that secured employment within 11-months post-graduation, 23 (30%) reported being employed with a proprietary organization.



Job Search Period (N = 77)

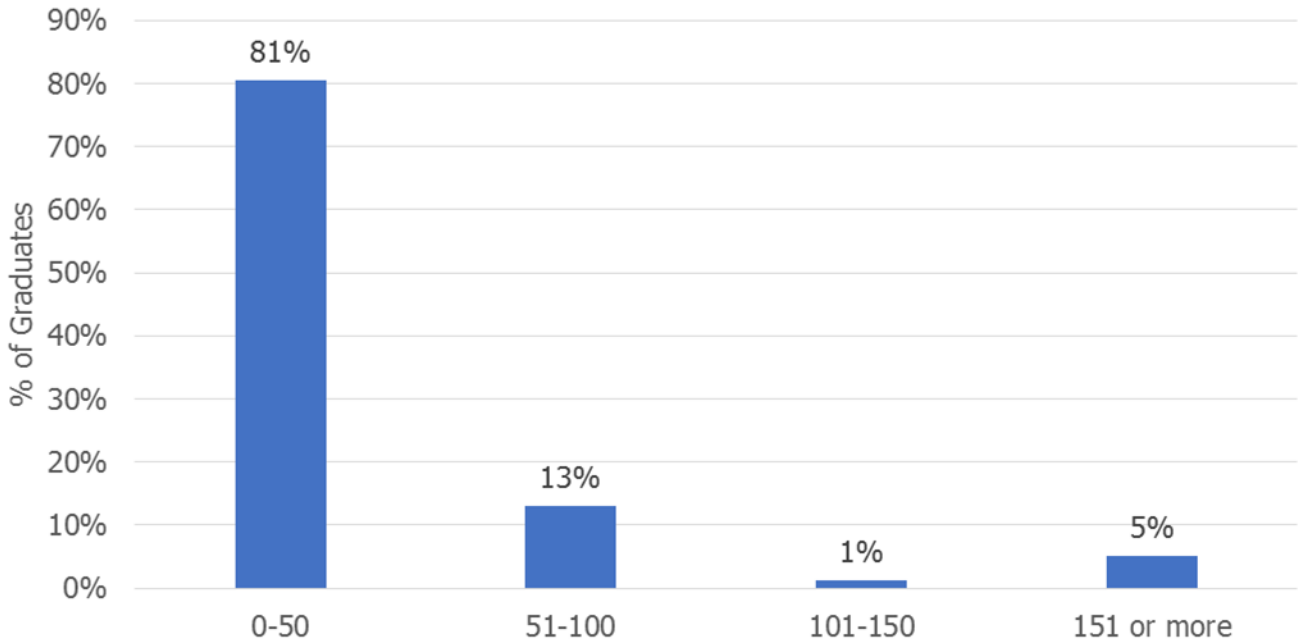
Of the 77 employed graduates who provided information regarding the job search period, 73% secured employment within the first 4 months of beginning their job search.*



*Many graduates begin seeking employment in the months prior to graduation.

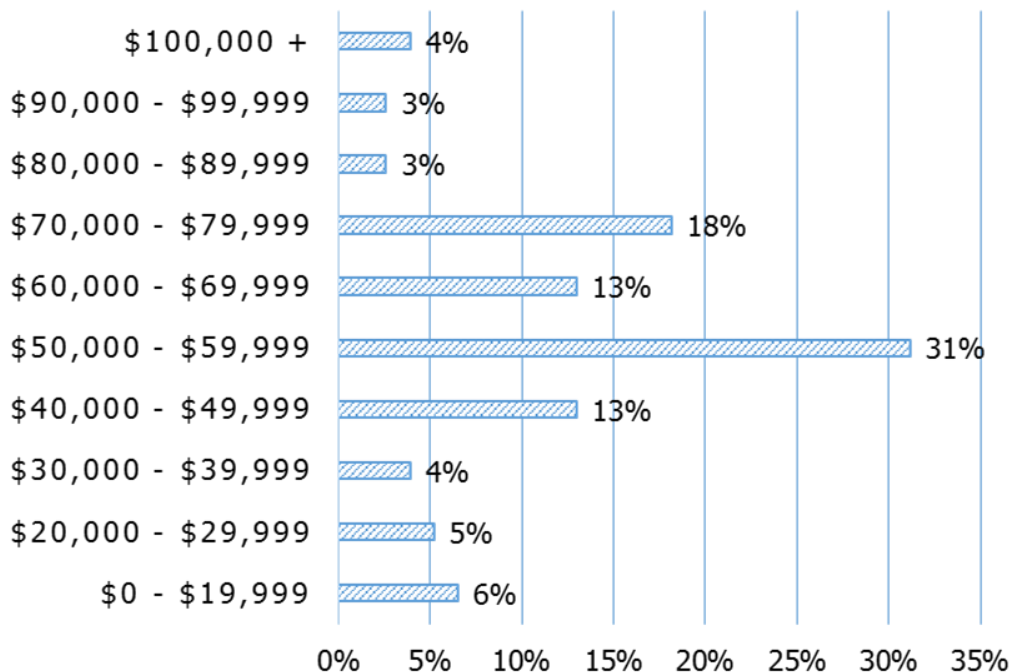
Number of Resumes Sent Out (N = 77)

Among the 77 employed graduates, 81% sent out no more than 50 resumes during their job search period (average job search period is shown in the graph at the top of this page).



Salary Range of Employed Graduates (N = 77)

All 77 graduates who accepted full-time and part-time employment reported salary information. Below is a representation of the starting annual salary ranges reported. The median starting salary range of the 77 full-time and part-time employed graduates from the HPM department is \$50,000—\$59,999.



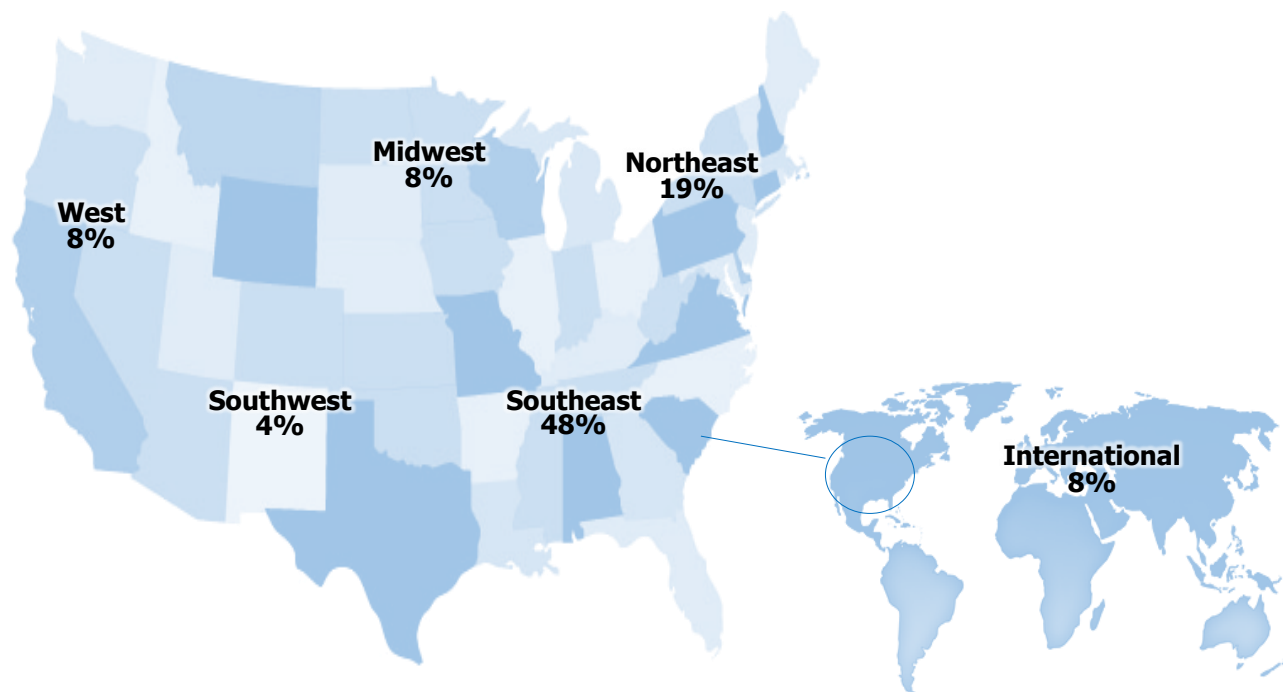
Median Salary Range by Employment Sector (N = 77)

Of the 77 graduates who accepted full-time and part-time employment, 19 (25%) graduates are employed with the government (state, local, federal).

Employment Sector	% of Employed Graduates	Median Salary Range
University or Research Institute (Academic)	8%	\$20,000—\$29,999
Government (State, Local, Federal)	25%	\$50,000—\$59,999
Hospital or Health Care Delivery Facility	21%	\$50,000—\$59,999
Nonprofit/NGO	12%	\$40,000—\$49,999
Private Practice/Self-Employed	1%	\$70,000—\$79,999
Proprietary Organization	30%	\$70,000—\$79,999
Other	4%	\$50,000—\$59,999

Region of Employed Graduates (N = 77)

Of the 77 graduates who accepted full-time and part-time employment within 11-months post-graduation, the region where they reported being employed is shown below along with the percentage of graduates employed in the region.



Region	# of Employed Graduates	% of Employed Graduates	Median Salary Range
International	6	8%	\$30,000—\$39,999
Midwest	6	8%	\$40,000—\$49,999
Northeast	15	19%	\$50,000—\$59,999
Southeast	37	48%	\$50,000—\$59,999
Southwest	3	4%	\$50,000—\$59,999
West	6	8%	\$50,000—\$59,999
Not provided by respondent	4	5%	\$70,000—\$79,999

2014-2015 Graduate Employers and Job Titles (N = 76)

Among the 77 graduates that accepted full-time or part-time employment, 76 provided the name of their employer and their job title. Appearing below in order by organization name.

ORGANIZATION NAME	JOB TITLE
Alere Inc.	Internal Audit Intern
Avalere Health	Senior Associate
Centers for Disease Control and Prevention (CDC)	Health Communications Specialist
	ORISE Fellow (2)
	ORISE Research Fellow
	Public Health Analyst (4)
Chenega Government Consulting	Public Health Analyst/PMFellow
Chenega Government Consulting	Data Analyst
Children's Healthcare of Atlanta (CHOA)	Process Improvement Specialist
Chiltern International (formerly Theorem Clinical Research)	CRA II
Coker Group	Staff Associate Consultant
Decision Resource Group	Business Insight Analyst
Deloitte Consulting	Consultant (3)
eClinicalWorks	Strategic Account Manager
EcoHealth Alliance	Program Assistant
Emory University/Healthcare	Administrative Fellow
	Clinical Research Assistant
	Data Analyst
	Operations and Planning Coordinator
	Research Associate
	Research Coordinator
Emory University/Healthcare	Resident
FCA	Production Unit Leader
Galtier Health Center	Registered Nurse Supervisor
Genentech, Inc.	Marketing--Commercial Rotation Development Program
Grady Health System	Paramedic/ Paramedic Instructor
Grant Thornton	Experienced Associated
	Healthcare Advisory Services Experienced Associate
	Healthcare Business Advisor
GUS Public Health	Intern
Gwinnett Newton & Rockdale County Health Dept	Health Promotion Coordinator
iHealth Technologies	Medical Policy Analyst
Kaiser Permanente	Administrative Fellow
KPMG China	Accountant
Kurt Salmon	Senior Consultant
Lewin Group	Research Consultant
Mayo Clinic	Health Systems Engineer
Ministry of Health, Saudi Arabia	Medical Coordinator
	Nurse Midwife
	Registered Nurse (2)
	Specialist

ORGANIZATION NAME	JOB TITLE
Mischer Neuroscience Associates	Research Coordinator
Mount Sinai Hospital	Biostatistician
Northwestern University	Research Fellow
Not provided by respondent	Medical Intern
Oak Ridge Institute for Science and Education (ORISE)*	ORISE Fellow
Piedmont Healthcare	Operations Coordinator
PricewaterhouseCoopers (PwC)	Experienced Associate
	Experienced Associate in Healthcare Industries
	Healthcare Consultant
Promedica	Administrative Fellow
RAND Corporation	Research Assistant
Remedy Partners	Senior Analyst
Richardson Bloom & Lines	Associate
RTI International	Health Economist
Rush University Medical Center	Research Assistant
San Francisco Marin Food Bank	Program Coordinator
SEG Promotions	Executive Account Manager
Sierra Club	Program Assistant
The Lewin Group	Research Consultant
Triage Consulting Group	Analyst
Tri-County Health Department	Land Use and Built Environment Specialist
U.S. Government Accountability Office (GAO)	Analyst
	Management and Program Analyst
UNC Hospitals	General Surgery Resident
United States Office of Personnel Management (OPM)	Presidential Management Fellow (PMF)
United Surgical Partners International (USPI)	Leadership Development Associate
University of Colorado	Internal Medicine Resident Physician
Yale University, COPPER Center	Research Associate

*Some of the fellows may be on-site at CDC, but the information was not self-reported by the graduate.

Location of Employed Graduates (N = 77)

Alpharetta, GA	Falls Church, VA*	Southern California
Arlington, VA	Home-Based Position	St. Paul, MN
Atlanta, GA*	Houston, TX	Toledo, OH
Aurora, CO	Lawrenceville, GA	Waltham, MA
Beijing, China	McLean, VA	Washington, DC*
Burlington, MA	Michigan	Westborough, MA
Chapel Hill, NC	New Haven, CT	
Chicago, IL*	New York, NY*	
Dallas, TX*	Rochester , MN	
Darien, CT	San Francisco, CA*	
Denver, CO	Saudi Arabia*	
Dunwoody, GA	Seattle, WA	

*Location reported by more than 1 graduate